
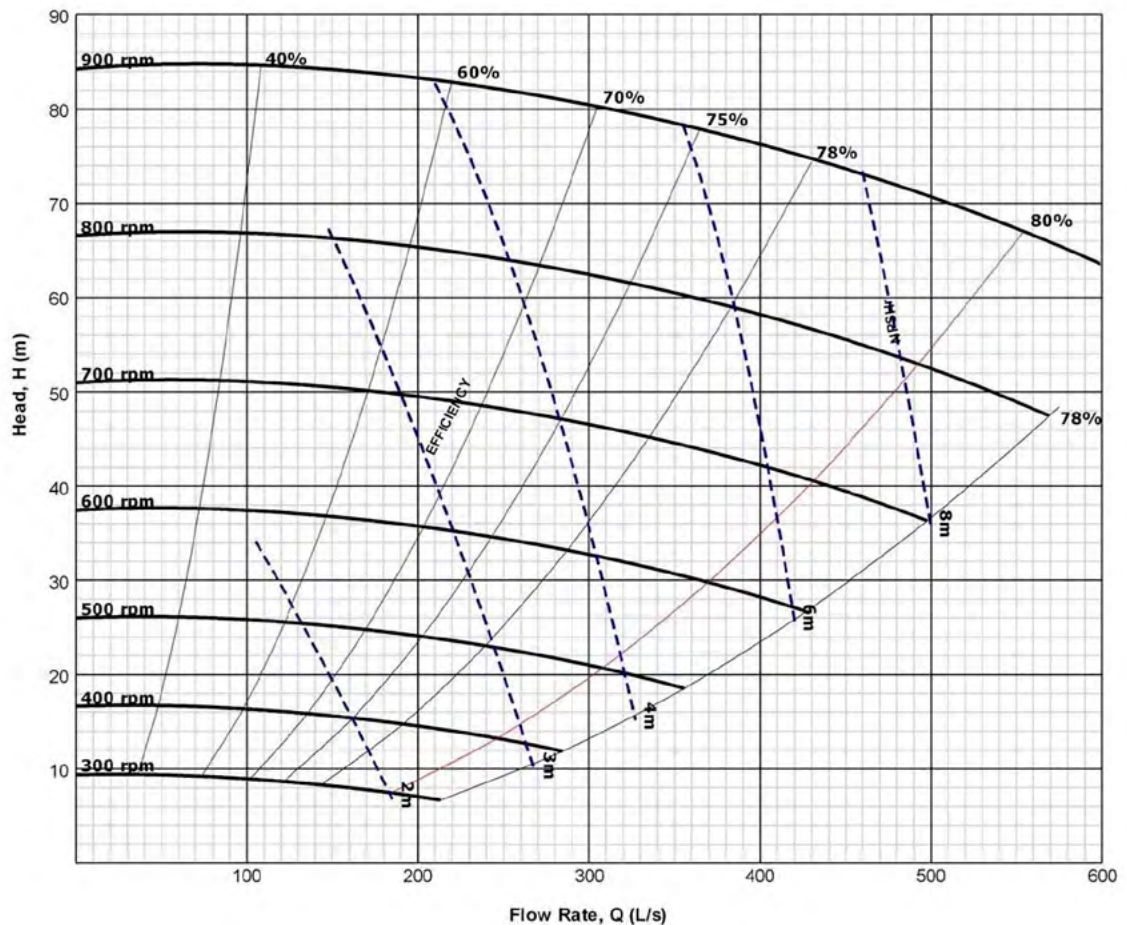


Standard Series

SS12x10-403165



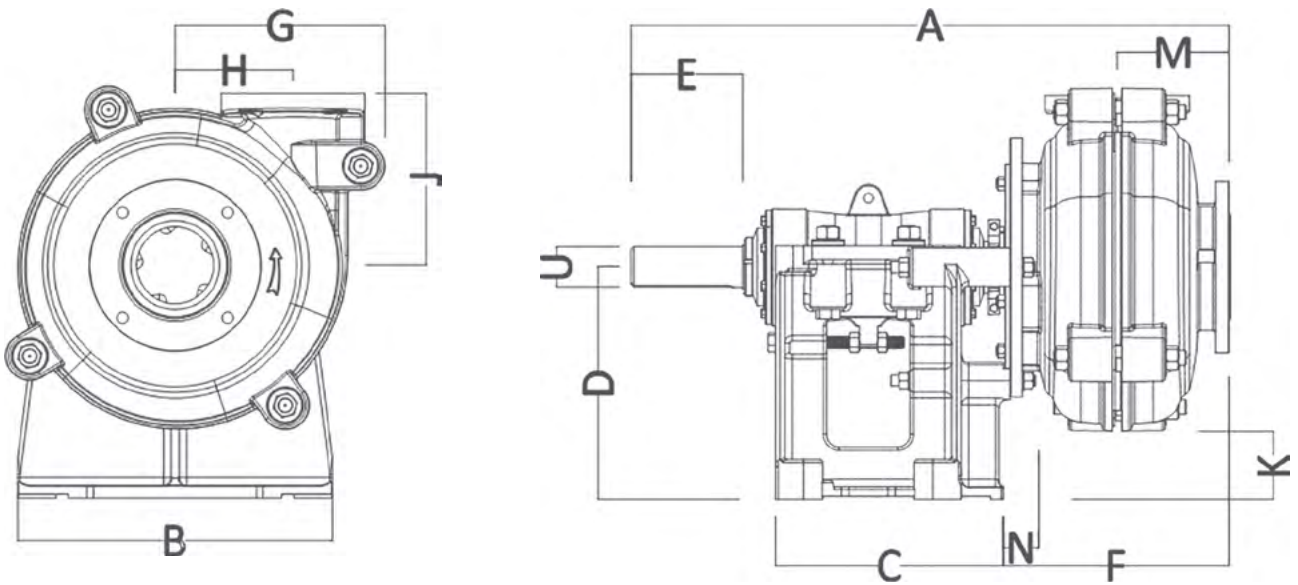
Suction	300 mm (12")
Discharge	250 mm (10")
Maximum RPM	900
Sealing system	Standard single mechanical seal
Impeller material	High chrome
Liner material	Rubber
Throat bush	Rubber
Maximum motor power	560 kW
Weight-Bare shaft pump	3560 kg



NOTE This information is for guidance/reference only. For application specific drawings and curves, please contact your nearest authorised distributor at slurrypro.com

Standard Series

SS12x10-403165



A	B	C	D	E	F	G	H
1816	1150	780	642	280	762	755	464

J	K	L	M	N	U	Key size
673	0	65	381	117	120?	32 x 18

All values in millimetres (mm)

NOTE This information is for guidance/reference only. For application specific drawings and curves, please contact your nearest authorised distributor at slurrypro.com