
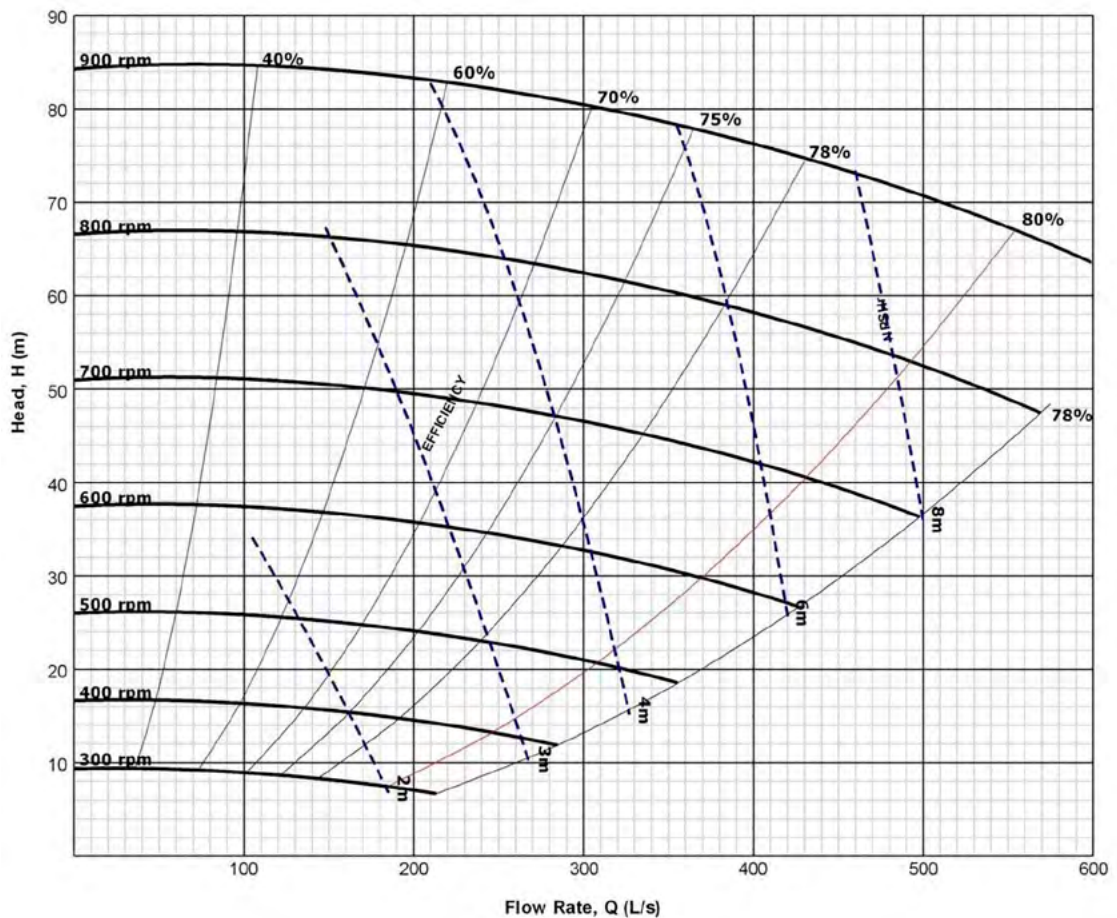


Standard Series

SS12x10-003345



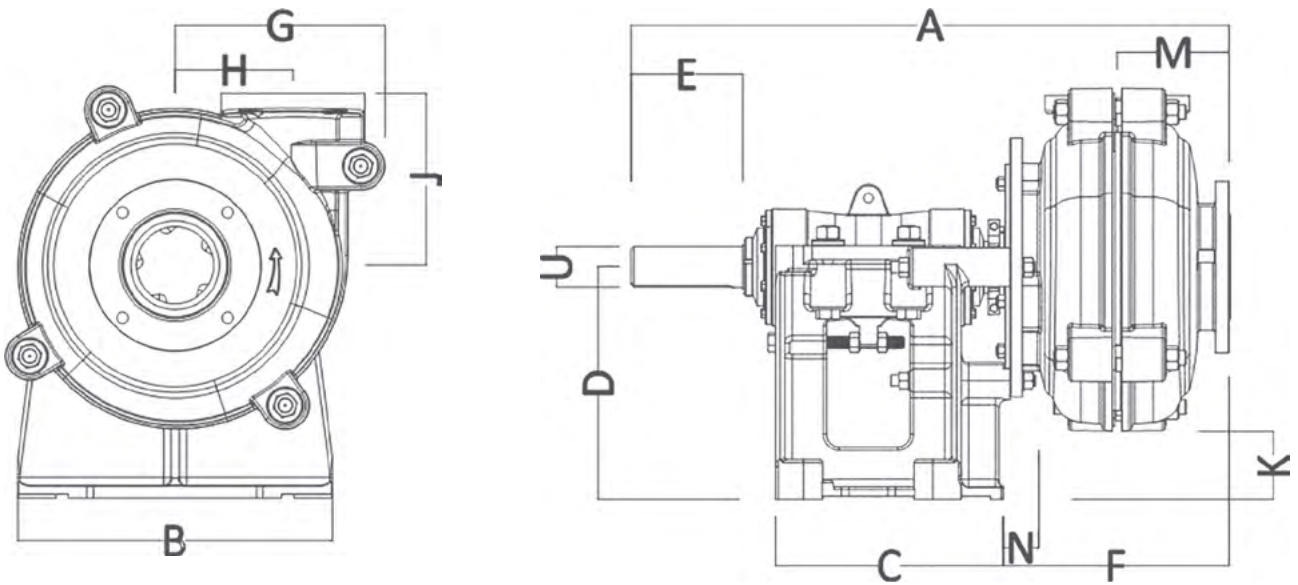
Suction	305 mm (12")
Discharge	254 mm (10")
Maximum RPM	900
Sealing system	Standard gland packing
Impeller material	High chrome
Liner material	High chrome
Throat bush	High chrome
Maximum motor power	260 kW
Weight-Bare shaft pump	3760 kg



NOTE This information is for guidance/reference only. For application specific drawings and curves, please contact your nearest authorised distributor at slurrypro.com

Standard Series

SS12x10-003345



A	B	C	D	E	F	G	H
1721.1	991.1	705.1	610.1	278.9	753.1	755.9	464.1

J	K	L	M	N	U	Key size
673.1	0	103.9	381	108	100	28 x 16

All values in millimetres (mm)